

Easy access to your personal and family immunization records

Track future shots, access vaccine forms, add family to a shared Docket® account, and more.

1. Set-up your account.

Download the *free* Docket® app.
Sign-up with email, Apple, or Google.

2. Search state registries.

Note: your first name, last name, date of birth, and legal sex must match your state immunization record *exactly*. In addition, your record on file with the state must contain a valid email or phone number.

3. Manage your records.

Back-to-School Forms

Tap the standard share icon next to your name to access a PDF record. Email, text, print, and directly from your phone.

Travel Vaccine Verification

Select the QR code icon to access your SMART® Health Card as needed.


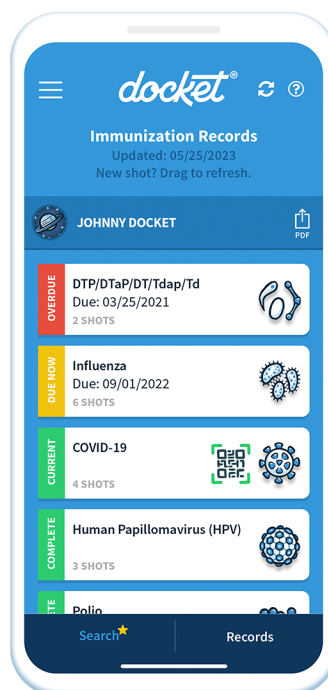
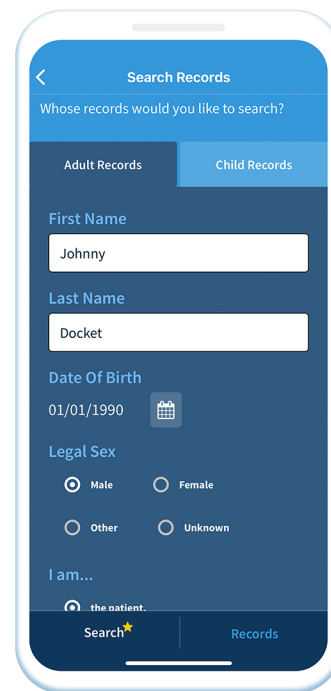
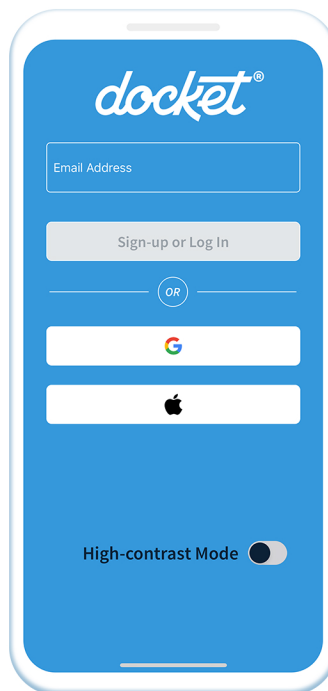
Add family members

Tap the plus (+) icon on the Immunization Search History screen to add your family to a shared Docket® account.

Easy Record Refresh

Got a new shot? Drag and release to refresh your records. Your new shot will automatically appear if it was correctly reported to your state's immunization registry.

Need help with your records? Visit:
<https://njiis.nj.gov>



Download Docket:

