

# Easy access to your personal and family immunization records

Track future shots, access vaccine forms, add family to a shared Docket® account, and more.

## 1. Set-up your account.

Download the *free* Docket® app.  
Login with email, Apple, or Google.

## 2. Search your records.

**Note:** your name, date of birth, and legal sex must match your New Jersey Immunization Information System (NJIS) record *exactly*. In addition, your NJIS record must also contain a valid email or phone number.

## 3. Manage your records.

### Back-to-School Forms

Tap the standard share icon next to your name to access a PDF record. Email, text, print, and directly from your phone.

### Simple Vaccine Verification

Select the QR code icon to access your COVID-19 SMART® Health Card.

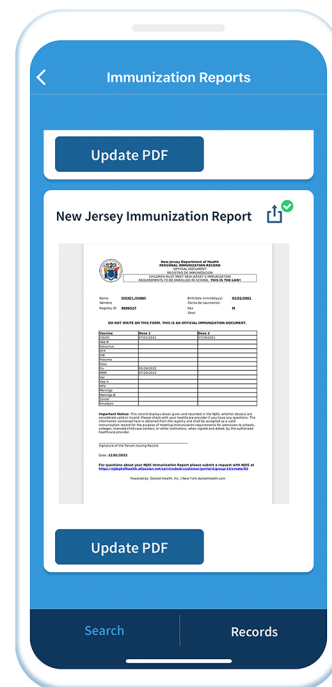
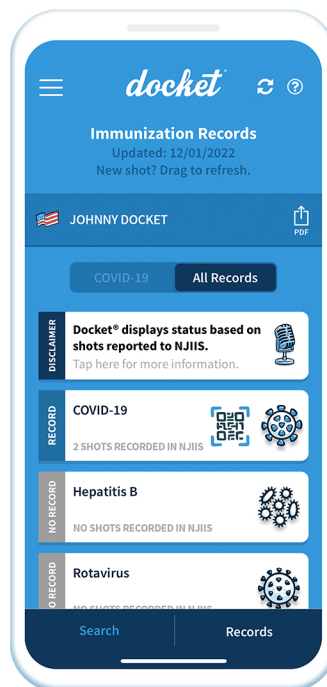
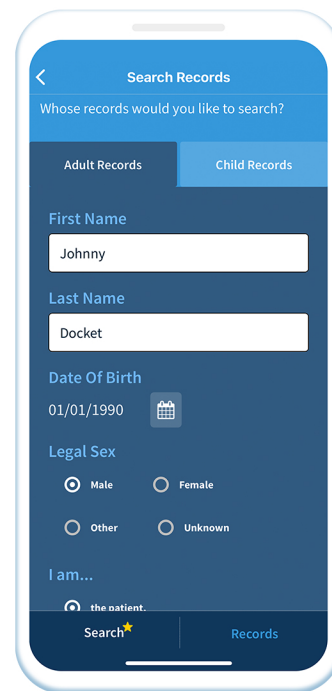
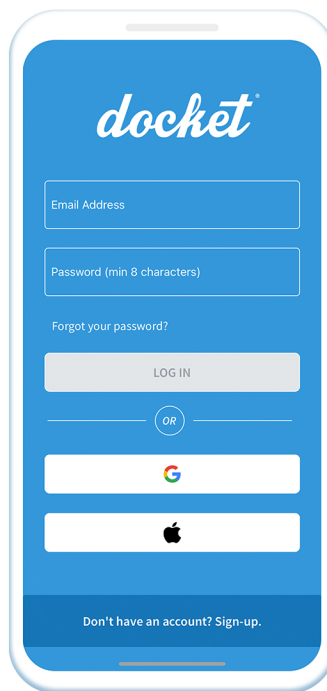
### Add family members

Tap the plus icon on the Immunization Search History screen to add your family to a shared Docket® account.

### Easy Record Refresh

Got a new shot? Drag and release to refresh your records. Your new shot will automatically appear if it was correctly reported to the state.

**Need help with your records? Visit NJDOH:**  
<https://covid19.nj.gov/pages/vaxrecords>



@dockethealthapp  
@dockethealthapp  
dockethealth.com